

Leistungsrichter

AZG

Leitfaden

Publisher:
Verband für das
Deutsche Hundewesen
(VDH)
-- AZG --

Translated by Carole Patterson; proofed and corrected by Hartmut Beckmann

Binding for all VDH Trial Regulations

Valid as of January 1, 2004

(Corrected Version w/changes and corrections from October, 2004 AZG meeting.)

I. General

1. Preliminary Remarks

The following AZG-Judges' Handbook serves to support consistent standards in scoring among the judges of the AZG member organizations and associations.

The Handbook goes into effect January 1, 2004. It is binding upon all performance events within the AZG Member Organizations.

However, it is to be emphasized that the respective AZG-MV are entitled to incorporate regulations specific to their particular organizations (for example, breed and confirmation standards) as supplemental rules in an appendix. The supplemental rules certainly may not conflict with the AZG regulations.

2. Abbreviations

The following abbreviations among others will be utilized:

AD	=	Ausdauerprüfung (Endurance Test)
AKZ	=	Ausbildungskennzeichen (Title)
AT	=	Ahnentafel (Pedigree)
AZG	=	Arbeitsgemeinschaft der Zuchtvereine und Gebrauchshunderverbände (bically The Working Group of the Breed Clubs and Utility Dog Associations of the VDH -- or for short the VDH Working Dog Council)
AZG-MV	=	AZG Member Clubs/Organizations
BB-Heft	=	Beurteilungs-/Bewertungsheft (Evaluation &/or Appraisal Book)
BH/VT	=	Begleithundprüfung mit Verhaltenstest (BH w/Behavior [knowledge] Test)
FCI	=	Federation Cynologique Internationale (FCI -- International Association of Breed Registries)
FH	=	Fährtenhundprüfung (FH -- Tracking Test)
FL	=	Fährtenleger/erin = Tracklayer
FPr	=	Fährtenprüfung (Tracking 1-3 Test)
Geg.	=	Gegenstand/Gegenstände (Articles, as in tracking articles)
Gst.	=	Grundstellung (Basic position at heel)
Hd.	=	Hund (Dog)
Hdes.	=	Hundes (Dog's)
HF	=	Hundeführer/in (Handler)
HGH	=	Herdengebrauchshund (Herding Dog)
HL	=	Helfer/in (Helper)
HZ	=	Hörzeichen (Commands)
IPO	=	Internationale Prüfungsordnung (IPO -- International Trial Rules)
LR	=	Leistungsrichter/erin (Judge)
LU	=	Leistungsurkunde (Scorebook)
Pkte.	=	Punkte (Points)
Pkt.	=	Punkt (Point)
PL	=	Prüfungsleiter/erin (Trial Chairman)
PO	=	Prüfungsordnung (Trial Rules)
RA	=	Richteranweisung (Judge's direction/signal)
Rt.	=	Richtung (direction)
StP	=	Stöberprüfung (Random Search Test)
VDH	=	Verband für des Deutsche Hundwesen (VDH -- German Kennel Club)
VPG	=	Vielseitigkeitsprüfung für Gebrauchshunde (VPG -- Versatility Test for Utility/Working Dogs)

Remarks:

On the whole, for reasons of simplification, the masculine form of the abbreviations is used, but naturally the feminine form is also included.

3. Status of the Judges

The nature of the duties of a judge demands that, among other things, his own behavior ensures the essential authority in order, through this, to promote the reputation of dog sports.

Therefore, it is essential, for example, that the conduct among the judges of the various AZG-MV remains **friendly**. They should refrain from making derogatory comments in public about performances at trials.

Naturally, it's left up to every judge, through the appropriate channels of the respective AZG-MV, to file a complaint about an assigned judge, and remit this to the appropriate office of his organization.

No judge may judge a dog which is in his/her ownership or possession or of which he is the holder. Likewise, he may not judge a dog which is shown by persons who live in the same household with him.

Of particular importance is the unequivocal regulation of the trial rules that the judge by his behavior may not affect or disturb the dog's work, outside of the required extent (temperament test).

4. Expense Reimbursement of the Judges

Judges' travel costs can be calculated only between home and to the locations of the dog sport event. A detour by the judge for personal reasons is not to be charged to the member club (MV).

Each AZG-MV respectively regulates the level of compensation costs within its own jurisdiction.

5. Trial Preparation and the Order of Events

The preparations for a trial and the order of events follow in accordance with the regulations of the respective AZG-MV.

The following regulations are especially to be observed:

- Establishing a trial date
- Completion of a sanctioned date application [trial application] and punctually sending it to the appropriate office (6 weeks before the date - In America, a minimum of 8 - 10 weeks)

The club conducting the trial should take into consideration that a judge is not expected to travel a great distance to a trial in adverse weather conditions.

In case of adverse weather conditions, the judge is justified, even against the wishes of the organizers, to discontinue an event already in progress. However, termination can only take place in truly extreme conditions, such as an icy field, hard driving snow, torrential rain, heavy fog, and so on.

In every case, the judge's costs are the responsibility of the organizers.

6. Responsibilities of the Trial Chairman (see also the trial rules under "General Regulations")

The organizer of a dog sport event is obligated to punctually inform the judge about the location and starting time of the event, as well as any additional necessary details (such as the meeting place, type of trial, number of participants). In his planning for the trial, the trial chairman has to consider all aspects of the judge's journey there and, if necessary, to bear additional costs. In case the judge receives no information, the judge is not responsible for asking the trial chairman if the trial will take place.

Comment: The organizer should bear in mind that a judge who was not notified at least 3 days before the planned event can resign from his commitment.

The trial chairman must be of age.

He/She must, as a rule no later than Wednesday before the trial, notify the judge about the location and start time of the trial, as well as the number of dogs entering.

The same is true if the trial is to be cancelled.

The trial chairman may not take on any additional function during a trial. He/she must be available to assist the judge throughout the entire trial.

Among other things, the trial chairman is especially responsible for the following jobs:

- Check the list of participants to be sure that no one under trial suspension has applied to participate in the event.
- Provide appropriate tracking ground as specified in the trial rules with accompanying authorization (owner, hunting lessor).
- Provide suitable tracklayers and protection helpers with satisfactory protection equipment (protection pants, jacket, sleeve and padded stick).
- Provide exercise equipment in accordance with the trial rules (for example, jump, climbing wall, 6mm pistol, blinds).

Trials are by their nature public events. Location and starting time of the trial are to be publicly announced to members.

7. Cancellation of an Event

If a sanctioned dog sport event is canceled for cause, which the organizer has to support (i.e., no entries), the appropriate office of the AZG-MV, as well as the judge, accordingly, is to be informed by the trial chairman.

8. Trial Documents

One of the important tasks of the trial chairman is to assemble and prepare all of the trial documents. If important documents are missing and cannot be provided, the judge can eliminate a handler from (further) participation or, if necessary, terminate the trial.

The following trial paperwork must be available:

- Pedigree/Registration Certificate (if the dog is registered)
- Certificate of the Handler/Owner of membership in a VDH/FCI member organization
- Scorebook or Evaluation/Appraisal book (as far as available, all scorebooks for the dog from the different organizations)
- Valid rabies vaccination certificate and liability insurance on the dog
- Judge's book and FH sheets respectively

Therefore, in advance of a BH/VT test, the trial chairman must especially take note if the handler can produce the required **Sachkunde** [Certificate of specific knowledge -- not currently required in LV America]. In this respect, this is important because before the beginning of the obedience performance, the theory part of the Sachkundeprüfung is to be conducted.

The required Sachkunde can be proven, among other things, by:

- VDH-Certificate of Specific Knowledge [not currently required in LV America]
- VDH-Handler Certificate [Not currently required in LV America]
- Certificate for utility dogs owned by government authorities [i.e., police K-9, Military K-9, etc.]
- Certificate by official Authorities (for example, veterinarian's office)

- Judge License
- Proof of a passed BH test

The judge must check **before** the beginning of the trial if all necessary trial documents, especially scorebooks or evaluation/appraisal books, are present. The same is valid in regards to dogs with a VDH pedigree, that these at every trial at all trial levels are turned in with the scorebooks.

A judge is **not** entitled to make entries in scorebooks of organizations outside of the AZG. Exceptions are valid when assigned to another organization affiliated with VDH, so long as special agreements between those organizations exist:

- for foreign handlers who present a scorebook from their organization that is affiliated with the FCI,
- by the use of [a scorebook] from another member organization/association affiliated with the VDH which would meet with these VDH member organization special regulations.

If the handler is a member of an AZG association/organization, which issues a scorebook after a passed first trial, he/she can also be admitted to the trial. The judge has particular authorization to assure himself of the validity of the submitted membership card. There must be an appropriate entry in the judge's report.

Inasmuch as AZG member organizations register the first trial on the dog's pedigree, each judge is entitled to [do] that.

Special provisions exist with four VDH affiliated organizations which are not members of the AZG.

These are:

- Deutscher Klub für belgische Schäferhund (DKBS) – German Belgian Shepherd Club
- Club für Britische Hütehunde (CfBrH)
- Club Berger de Pyrenees (cbp)
- Verband der Pudelfreunde Deutschland – Association of German Poodle Friens

9. Qualifications of Dogs for a VPG/IPO Trial

Since up to now, no explicit criteria (i.e., fixed height at the withers) were stipulated by the AZG/FCI for VPG/FCI trials, every dog that complies with the specific trial rules requirements (dog's age) and can hold the helper in place in protection work can participate and must be scored.

Bitches in heat may participate in all events but in the starting lineup for Parts B and C, they must be placed at the end. In Part A, the bitches [in heat] are to start according to their draw position. If there are several bitches in heat, a chance for equal opportunity is to be provided (for example, a drawing for position among the bitches in heat).

The following are to be excluded:

- obviously pregnant or nursing bitches,
- sick animals and those suspected of being contagious

Dogs with docked tails may participate in trial events of AZG member organizations. This is valid until a definite ban is declared and made public.

10. Begleithund Test (BH) with the Behavior Test (BH/VT)

Principle: Every dog that will be performing in trials such as VPG, IPO, FH, IPO-FH and RTP or in Agility or Obedience sports must first successfully complete a BH/VT test.

Therefore, judges are explicitly required to give the BH/VT Test the proper status it deserves as the entry test to the sport.

After carrying out the following conditions, participation in the various types of [dog] sports is permitted:

a) German Owner -- Dog Is Kept in Germany:

Before participating for the first time in a trial, the dog must prove having passed a BH/VT test which must have been performed within one of the AZG organizations. Only AZG member organization-recognized VPG, Agility and Obedience judges are authorized to administer the test.

Government owned service dogs are exempt.

Trials in the sense of "Augsburger Modells" or "Team Test" [both held only in Germany] are **not** valid as entry level test for the VPG 1/IPO 1 or FH test.

BH tests of foreign organizations are **not** recognized as qualifying entry level tests within AZG member organizations.

b) German Owner - Dog is in a Foreign Country for Training:

For trials performed within the VDH, the conditions as listed under "a)" are valid.

For trials in foreign countries, the admittance conditions there [in that country] are valid.

For dogs returning to Germany, before performing in additional trials, [the dog] must prove [having passed] a BH/VT test according to the cited conditions under "a)".

c) Foreign Owner - Foreign Dog in possession of German Handler:

For trials which will be performed with this dog in AZG member organizations, the conditions cited under "a)" are valid.

For trials in foreign countries, the admittance conditions there [in that country] are valid.

d) Foreign Owner - Foreign Dog Residing Permanently in a Foreign Country:

By submitting a foreign scorebook, dogs that **remain** in foreign possession and are permanently owned and kept there need not furnish proof of a BH/VT performed in an AZG organization. In this case, it makes no difference if the dog is shown by a German or foreign handler.

Foreign dogs may only be shown in accordance with IPO rules.

Dogs [belonging to] the following list of international European or World organizations are exempt. Member associations of these organizations are likewise entitled to perform VPG trials. Titles awarded there are recognized by all AZG clubs/organizations.

ATIBOX	International Boxer Organization
IDC	International Doberman Club
IFR	International Rottweiler Federation
IHF	International Hovawart Federation
ISPU	International Schnauzer and Pinscher Union
WUSV	World Union of German Shepherd Clubs

If foreign dogs devolve to German ownership, before completing the first trial in an AZG organization, these dogs must perform the BH/VT test.

11. Foreign Trials

The breed suitability and recognition of foreign titles is regulated by the individual AZG member organizations.

Foreign trial titles, for example, are::

Africa	IWT 1-2
Argentina	CAB 1-3 = VPG 1-3
Austria	SchH 1-3 = VPG 1-3
Belgium	Cerdeco I
Czech Republic	ZVV 1-3 = VPG 1-3
Denmark	BHP 1-3 = VPG1-3; SPH = FH
England	PD
Holland	VH 1-3 = VPG 1-3; SPH = FH
Italy	Brevetto 1 = VPG 1; Brevetto 2 = VPG 2
Austria	VPG 1-3; FH 3
Switzerland	VPG; SchH B; SchH C; CHDI = VPG 1
Spain	Ceppa 1-3 = VPG 1-3
Poland	ZVV 1-3 = VPG 1-3
Hungary	ZSK 1-3 = ZVV 1-3 = VPG 1-3
Yugoslavia	IPS 1-3 = VPG 1-3

12. Mandatory Collar/Carrying of the Lead:

For insurance reasons, the handler must carry a lead **during the entire trial**. This includes that the dog must also constantly wear a collar. For this reason, the judge should direct his attention in all divisions, in particular to the acknowledged collar (common link collar, **single row**). This metal collar may not be equipped with spikes, prongs or other hooks. It must lie loosely around [the neck]. So-called "tick collars" are to be removed ahead of time. A harness is permitted only in the BH/VT test; however, no additional straps/buckles may be attached to it.

The composition of the metal collar, especially in regard to weight, should not deviate from the customary design. If the judge suspects manipulation [by the handler], he can demand that the collar be changed. However, this must take place before the beginning of the respective phase. If the judge suspects there is an intent to deceive (concealed prongs, among other things), the judge must disqualify the participant from the rest of the trial. In such an incident, an appropriate report is to be furnished and sent to the responsible office of the AZG-MV for further action.

Entry [in the trial paperwork]:

"Disqualification because of unsportsmanlike conduct."

All points earned to that time are to be deleted.

In tracking, a tracking harness or identification blanket may be put on.

The handler must carry the lead in all trial levels in all phases (for example, off lead heeling and in protection). It is hung around the body (catch/snap on the side opposite from the dog) or carried out of sight.

13. Trial Participants/Membership

Any handler who can prove valid membership to a VDH, FCI or one of the previously named international European or World organizations can participate in an AZG-MV sanctioned event.

A handler can show only **two dogs** per trial.
A handler may show in only **one trial** in a single day.

A dog must always be shown at the highest trial level attained. Exceptions are events without the character of qualification and/or tournament trials.

Handlers and dog owners who will be tested in accordance with the Augsburger-Model/Team Test or participate in a training course do not have to prove membership.

Proof of membership for both the handler and the owner is not always without problems. If there is any doubt with regard to membership in a VDH association of handler and/or owner, the judge can require proof of valid membership in the respective principle association/organization. The trial chairman's statement to that effect is not sufficient.

Despite the results earned in any phase, a handler must present the dog in all phases, provided there's no reason for the judge to terminate the trial.

14. Discontinuing Because of Sickness/Injury

If the dog is injured during the trial and/or is limited in its ability to perform, the judge has the right to discontinue the trial for this dog, even against the judgment of the handler.

If a dog at a trial **is reported sick**, the procedure is as follows:

If a handler reports his dog to be sick after already performing a [trial] phase, he/she must find a veterinarian who will certify as to the dog's illness.

Entry in the trial documents: **"Discontinued because of sickness"**

If a handler is unwilling to present the dog to a veterinarian, the entry he receives, for example, is: **"Unsatisfactory because of Discontinuing"**.

The veterinarian certificate can be submitted after the trial. In this case, if the handler does not submit a [veterinarian] certificate within 4 days, the judge will record in the scorebook or performance book, which he has taken with him, for example: **"Unsatisfactory because of Discontinuing"**

The performance book will be returned to the handler.

If the handler refuses to allow the judge to take the scorebook or performance book, the entry, for example, **"Unsatisfactory through Discontinuing"**

is immediately entered. The handler must bear the cost of return mailing, if the judge takes the documents.

Note: It remains intact that, on his own, the judge can terminate [a performance] if he determines in his opinion the dog is sick or injured. Similarly, the judge can terminate if dogs are presented, which because of their ages, from the animal protection aspect, they obviously may not be shown any longer.

Trail paperwork entry, as an example: **"Terminated because of Injury"**

If a handler discontinues the trial without authorization of the judge, notification is to be given to the appropriate office of the AZG-MV.

15. Members of the AZG

Only the following named associations/organizations – members of the VDH – are authorized to issue scorebooks/performance books and carry out trials with the awarding of recognized titles:

SV	Club for German Shepherd Dogs, Augsburg
dhv	German Dog Sport Association
BK	Boxer Club, Munich
IBC	International Boxer Club
ADRK	General German Rottweiler Club
DV	Doberman Association
KfT	Club for Terriers, Kelsterbach
PSK	Pinscher-Schnauzer Club
RZVH	Purebred Association for Hovawart Dogs
DBC v. 1977	German Bouvier Club of 1977
DMC	German Malinois Club

16. List of the Acknowledged Dissident Organizations to Date:

It is understood that the following list is comprised of only the most acknowledged dissident organizations, but not all of them.

<u>Abbreviation</u>	<u>Full Organization Name</u>
IRV	International Purebred Dog Organization, Mennighüffen
EHU	European Dog Sport Union
VDRG	Organization of German Purebred Dogs & Working Dog Organizations
DSC	German Shepherd Dog Club
DTK	German Terrier Club
IHV	International Hovawart Breed Organization
ACI	International Association Cynologique
UCI	Union Canine International, Brüssels
UCI	United Cynologique International
VDHV	German Organization of Breed Dog Clubs, Berlin
-	Club for Rough Coated Terriers
VIR	International Organization of Purebred Dog Friends, e.V., Diepholz
WRZ	World Purebred Dog Breed Organization, Main Department, Essen 15
IDG	International Dachshund Club, Gergweis
ADRZ	General German Purebred Dog Breeders & Enthusiasts, Ansbach
KDH	Corporation of German Dog Sport Associations
-	Umbrella Organization for Dog Clubs
IRJGV	International Breed and Hunting Dogs Organization
WPK	Westfalen Poodle Club
ADRK	General German Bred Dog Club
KCD	Kennel Club Germany, Nürnberg
IDC	International Great Dane Club, St. Blasien
-	Club for Friends of Purebred Dogs, Osnabrück e.V.
VDR	German Organization of Purebred Dog Breeders & Enthusiasts, e.V., Köln
IRZ	International Purebred Dog Breed Organization e.V., Mönchengladbach

There are still additional groups or sub-groups that belong to the [group of] dissidents. If there is any question, it should be checked with the office of the appropriate organization [i.e., DVG office, SV office, etc.].

Pedigrees issued by dissident organizations will not be recognized by the VDH. When applying for a scorebook for a dog with a pedigree of this kind, only the call name of the dog, without the kennel name, is to be noted on the application form.

No entries are to be made in any papers issued by dissident organizations.

17. Registration

This is governed by the respective AZG-MV. The procedures follow the regulations of the individual AZG-MV.

18. Number of Trial Participants

One judge in a single day may judge:

30 parts, each of which are established according to the trial rules and degree:

VPG A	VPG/IPO 1 - 3	FH 1/FH 2	IPO-FH
2 Parts	3 Parts	3 Parts	3 Parts per track

BH/VT and WH	BH/VT with the Written test	FPr/StP*	RTP
2 Parts	3 Parts	Each 1 Part	2 Parts

*FPr = Tracking test 1-3; StP = Random Article Search

In events where dogs compete in only a single division, as in a Team Competition, the judge is still restricted to 30 divisions and may judge, for example:

- 10 dogs in Part A
- 10 dogs in Part B
- 10 dogs in Part C

In competitions that are conducted in only a single division, a judge may judge:

- Only Part A up to 30 dogs (except FH)
- Only Part B up to 30 dogs

In competitions (without titles in the sense of the breed or breed selection classifications) in which the dogs participate in divisions B & C, a judge may judge up to a total **20 dogs**.

A single judge may judge double the number of divisions in 2 days; however during this, [the judge] may not exceed the designated number of participants per day.

In an FH trial, if a second judge is assigned and is supervising the laying of the tracks, up to 20 participants can be judged.

Establishing the number of dogs to be judged by each judge and per trial day in **qualifying trials** is the responsibility of the individual AZG associations/organizations.

Minimum number of participants in a trial = **4 dogs (Participants in BH/VT, VPG, IPO, FH)**

Competitions are to be conducted according to the VDH and IPO trial rules. Waiver of a particular part of an exercise (for example, group or gunshot) is **not permitted**.

19. Trial Days

a) Saturdays, Sundays and holidays

Trial days are normally weekend days as well as legal holidays.

Likewise, BH/VT tests can only be carried out on normal trial days.

It is possible to perform the BH/VT and VPG/IPO1 trials on the occasion of a two day trial (Friday/Saturday, Saturday/Sunday) at one or at two different local groups. A waiting period between the BH/VT and VPG/IPO 1 is not required.

Example: Friday, BH; Saturday, VPG/IPO 1

b) Friday Trials

Normally Friday can only be sanctioned in conjunction with Saturday.

Note: Friday can only be sanctioned [as a trial day] if more dogs enter Saturday's trial than can be accommodated. The trial may not begin before 12:00 noon.

The number of participants in VPG/IPO/FH is restricted to half [the number of a full day's trial]. It can only be started in the afternoon.

In Friday trials limited to BH entries, up to 7 dogs can be judged
A Friday combined with a Saturday sanctioned VPG/IPO/FH trial can only be concluded on Saturday.

Individual dogs can, however, complete a trial on Friday.

Exception: If participants with their dogs perform the BH trial, they can also begin on Friday, if the VPG 1 is to be performed on Saturday and there are not an excessive number [of entries]. (Sanctioned date regulations of the individual AZG-MV are to be observed.)

c) Holiday Rules

Holiday trials can be conducted in the same manner as shown above.

Exception: Holiday regulations of the individual states or special rules of AZG member organizations are to be observed.

Half days before holidays, which fall within the week, **cannot** be sanctioned.

20. Approved Ages -- Authorized Divisions

VPG A	VPG/IPO 1	VPG/IPO 2	VPG/IPO 3
18 Months	18 Months	19 Months	20 Months

FH 1	FH 2	IPO-FH
16 Months	20 Months	20 Months

BH/VT	FPr/StP	RTP	WH
15 Months	15 Months	15 Months	15 Months

A waiting period between the individual trial levels is not allocated. The only determining factor is the age of the dog.

The approved age of the dog is calculated as of the day of the trial.

If a title level is being repeated, the handler is also permitted to show at the same level without a waiting period.

It is optional for the handler, after passing Levels 2 or 3, to show his dog at lower levels. (Dogs competing at a lower level than the highest title earned will be placed at the end of the order [for awards].)

The restrictions for earning sport medals are especially to be noted.

After passing VPG 1 and 2 the succeeding IPO level title can be performed. This is also valid in the reverse from IPO to VPG. The age of the dog is to be considered.

21. Service Dog Trials

These will only be recognized if they are confirmed by the respective authority (informal written confirmation or certification).

DH-PO 1 valid as VPG/IPO 2

DH-PO 2 valid as VPG/IPO 3

After earning a DH-PO 1, a VPG or IPO 3 trial can be performed if the approved age has been reached. DH and HGH trials are recognized training titles for suitability for breeding.

22. Awards Ceremony, Awarding of Trophies

Awards ceremonies are to be conducted separately according to the different types.

- BH/VT Trials (at the request of the trial organizer a ranking [can be given], but no points announced)
- VPG 1 - 3
- IPO 1 - 3
- FH 1
- FH 2
- IPO-FH

If there is a tie for total points (VPG/IPO), the decision for awarding the trophy is made according to the score in Part C [protection]. If there is a tie in the points in Part C, trophy awarding is made according to the score in Part B [obedience]. If the points are the same in all three parts, equal placement (regardless of the trial level) is awarded. Dogs in the Aged Class and dogs competing in lower degree levels than the highest title earned will not be considered in the ranking and are placed at the end.

Basically, all trial participants take part in the awards ceremony. The end of the trial only occurs with the awards ceremony and the presentation of the trial documents.

23. Judging in Other Organizations and in Foreign Countries

Administering BH/VT tests in organizations outside the AZG is permitted by an accredited judge after application to an appropriate organization belonging to the AZG. However, the test is not valid for continuing on to further trials or titles (VPG/IPO/FH, etc.).

Requests by other breed clubs in Germany for authorization for a judge are to be submitted to the appropriate office of the AZG member organization. This [office] decides if it is in a position to release a judge from its corps of judges.

Applications from foreign countries are handled differently. In this case, the foreign organizer has to submit an application to the VDH via its state organization which is a member of the FCI. The VDH passes on the application to the appropriate AZG member organization with the request for approval.

All judges are forbidden to function as a judge in non-AZG member organization or in a foreign country without this "official" route.

National judges, when employed in foreign countries, may only carry out trials according to the VDH or IPO rules. On no account may trials be carried out according to the trial rules of the host country, if they differ as far as content and in regards to the requirements of the regulations of the VDH or IPO trial rules.

The general regulations and the special rules of the host country are to be respected.

24. Commands

According to the regulations in the trial rules, commands are to be spoken in a normal voice, brief, consisting of a single word command. The same command is to be used for the same exercises. Normally they are to be given in German. Exception: A handler from a foreign country and/or a dog purchased and trained in a foreign country.

25. Entries in the Helper Sportpass

In AZG member organizations in which Helper licenses/books exist, a judge may make an entry about the work performed by the helper in connection with a VPG/IPO trial if the helper worked a minimum of four dogs besides the exercise "Hold and Bark".

26. Admission of Videos

Admission of videos as proof is not permitted in all AZG member organization sanctioned events.

27. Events Beyond the Regional Level

If necessary, events beyond the regional level in scope (for example, qualifications, championships) are subject to the special regulations of the individual AZG member organizations.

28. Trial Season

The beginning and end of the trial season for events according to the regulations of the VDH and FCI trials rules are duly established (normally: 2nd weekend in February to the 2nd weekend in December). Competitions lacking the nature of a trial can be carried out during the entire year. However, attention should be paid to the weather conditions. The decision is the judge's responsibility.

29. Disqualification

At varying points in the course of a trial, the judge can declare a **disqualification**. In each case, on the basis of the disqualification, it is to be announced, if either the points of the respective part or all previously awarded points in the trial are disallowed. Disqualification results in the handler may no longer show the dog in other parts of the trial. However, the handler must participate in the awards ceremony.

Entries [in the Scorebook]

a) Individual Part

A disqualification must occur, for example, when:

- during tracking, the dog hunting drive comes up and the handler can't bring the dog back on the track,
- the dog leaves the trial field or the handler during the trial and won't return after being called three times,
- the dog won't remain under the handler's control (for example, in the back or side transports),
- in a defense exercise (i.e., bite exercise) will not out after three commands,
- a dog bites the helper somewhere other than on the protection sleeve.

In these disqualifications all points awarded up to then in the individual exercise are disallowed. In the trial paperwork neither rating (qualification) nor points are to be entered [for that part].

b) Complete event

A disqualification must occur, for example:

- if temperament faults appear,
- unsportsmanlike behavior on the part of the handler (for example, use of alcohol, carrying motivational object and/or food),
- violations against the trial rules,
- violations against the animal protection regulations,
- violations against good manners.

In these disqualifications all points awarded up to then (including points earned in the other parts) are disallowed. In the trial paperwork, neither rating (qualification) nor points are to be entered.

II The Impartiality Test [Temperament Test]

The dog's temperament is to be observed during the entire course of the trial (including the awards ceremony). If, in the course of the trial, a dog fails because of temperament defects, then the temperament test is not passed even if the preceding trial parts proceeded positively. If a dog fails in the temperament test, the reason is to be entered in the respective trial paperwork. The dog is to be disqualified.

1. Principles

- a) The temperament test must take place **before the beginning of every trial**.
- b) The test is to be carried out in a **neutral location**. The locations should be chosen in such a way that no too tight connection to the training field or the tracking fields exists.
- c) All dogs are to be presented individually.
- d) The time is to be chosen in such a way that the dogs are not taken immediately afterwards to the start of the track or directly to the beginning of the trial.
- e) The dogs are to be on lead (short lead, without the tracking harness). The lead must be held loosely. No commands are to be given.

The following rules are to be observed in the testing:

A systematic temperament test may not occur.

- It is left up to the judge how he/she conducts the routine, in the course of which extreme differences between judges should not occur.
- The more unprejudiced the judge goes to the administering of the temperament test, the more smoothly and positively the test will proceed.
- The testing of the temperament must occur under normal environmental influences.
- The dog to be tested is not to be challenged, because a reaction is a natural response; particularly special provocative influences are to be avoided.
- The **identity check (for example, tattoo number, chip number) is a mandatory component** of the temperament test.
- The verification of the temperament doesn't take place only at the beginning of the trial, but rather during the entire course of the trial as well. If the judge determines there are temperament flaws, he/she must thoroughly test (for example, by the gunshots). In this case, repeating is permitted.
- Touching the dog by the judge is **not** permitted.

2. Conducting the Identity Check

The identity check is a mandatory part of the temperament test. Through it, the tattoo number or, with the aid of a chip scanner, the dog's chip number can be checked. It is mandatory that

dogs without a pedigree and tattoo number must be micro-chipped. On the trial paperwork, the judge verifies that the identity check has been carried out.

In all cases, if the tattoo mark is not clearly recognizable, the recognizable marks are to be entered. The tattoo number must correspond with the pedigree submitted by the handler. If the tattoo is difficult to read (for example, because the number is illegible), the trial paperwork is to include an appropriate note.

Tattoos are applied as follows:

SV: in the right ear, composed of:
Letters (identity of the LG)
Club Identity (a high placed rectangle w/diagonals)
Letters (tattoo district within the LG)
Four digit tattoo numbers; tattoo color: green
Repeat tattooing: In the left ear

BK: On the inside of the right thigh or in the ear, composed of:
Stipulated code number for each kennel. This number is appended in alphabetical order of the first letter of the call name of the puppy (for example, G-20/A1-A6).

IBC: In the left ear

DV: In the left ear, composed of;
Letters (identity of the LG)
Four digit number, the end number of the tattoo is designated for the birth year of the puppy (for example, 1234 = LG North, birth year 1984)
Repeat tattooing: in the right ear

ADRK: In the right ear
Tattoo color: green

Bouvier: Tattooed on inside of the leg

KFT: Right ear

PSK: Left ear

Hovawart: Left and right ear

Malinois: Right ear

If the chip number can't be recognized by the available scanner, an appropriate note is to be entered in the trial paperwork. The dog can be shown if it can be credibly ascertained (for example, applicable entry in the scorebook or rabies tag/proof of shot), that the dog was chipped in accordance with regulations.

If necessary, handlers whose dogs have been chipped in a foreign country or who have purchased a previously chipped dog in a foreign country, have the responsibility to have an appropriate scanner available.

If a dog's identity is not definitely discernible, the dog may not participate in a performance event.

3. Results of the Temperament Test

Positive representation = Passed

- Dog is self-confident
- Dog is calm, secure and attentive
- Dog is animated and attentive
- Dog is impartial and good natured

Borderline = Especially to be further observed

- Dog is unsteady, but not aggressive; however, unaffected in the course of the trial
- Slightly over-excited; however, became calmer during the performance

Dogs which cannot be permitted into the trial:

- Insecure and nervous dogs, avoid people
- Nervous, aggressive, warning dogs; fear biters
- Aggressive, dangerous dogs

4. Entries

If the dog is so conspicuous that it is taken out of the trial, the following entries are to be made:

“Disqualified because of faulty temperament”
All previously awarded points are to be deleted.

Points are also not to be awarded even if the points to be given were already known.

5. Suspension

If a dog fails because of “unsatisfactory character”, it is excluded from the trial.

The respective AZG member organizations determine the possible consequences and decisions.

Dogs which are not indifferent to the gunshots:

It is valid that dogs which are gunshot aggressive do not fall into this category. Aggressive behavior falls within the judgment of impartiality.

If a dog shows itself to be gun-shy, it is immediately expelled from the trial. **No points are awarded.**

What does one understand under gun shyness?

Examples:

- The dog stands up, looks intimidated and runs away,
- Runs in the same manner to the handler,
- Shows panicky worry and attempts to leave the field or does leave the field,
- Shows panicky worry and wanders all around.

To be considered in the evaluation is whether a training error exists or if getting up, etc., is not connected with association with the gunshots.

If there is any doubt, the judge is obliged to observe the gunshot indifference in such a manner that he requires the handler to put the dog on lead. At a distance of about 15 paces, shots once again will be fired by the judge, during which the dog must stand on a loose lead.

Entry: **“Disqualification** because of faulty temperament.”
All previously awarded points are deleted.

III. Part A (Tracking)

1. Selection of the Tracking Fields

The selection of suitable tracking fields is the responsibility of the trial chairman. This includes:

- Permission of the property owner
- Consent of the authorized hunting rights owner.

However, the tracking fields presented must comply with the regulations and requirements in the trial rules.

Furthermore, if at all possible, the trial chairman must see to it that the dogs are handled in such a way in the tracking fields that wildlife will not be disturbed.

2. Suitable Tracking Ground

The decision about the suitability of tracking land (for example, pasture, dirt and the forest floor) is incumbent upon the judge. Change of cover in VPG 1 through 3 is possible; in the FH-1 absolutely required.

At a minimum, the FH track must be laid once over a firm well-traveled road/ busy pathway.

An FH test is not permitted to be held on a solid blanket of snow.

Visible tracks are to be avoided.

3. Tracking Articles

Within a track, different articles must be used. Their color may not substantially differ from the terrain.

a) Material

For example, leather, [different] textiles or types of cloth; wood

b) Measurements

Length: about 10 centimeters (about 4 inches)

Width: about 2.0 to 3.0 centimeters (about 3/4 inch to 1 1/4 inches)

Thickness: about 0.5 to 1.0 centimeters (about 1/4 to 1/2 inches)

At all trial levels the articles are to be turned over to the tracklayer who must wear them on his body for a minimum of 30 minutes.

In VPG 1/IPO 1, the handler may use his/her own articles which also must be the same size as above. These too should be well scented.

c) Numbering the Articles

In trial levels VPG/IPO 2 and 3, FH 1, FH 2 and IPO FH, the articles are to be furnished with numbers. The numbers on the articles must correspond with the track number.

d) Placing the Article

The articles are to be placed while [the tracklayer is] moving. Articles may not be placed on the change of cover, corner or in their immediate vicinity. They must be laid on the track, not next to it.

Level 1: First article laid at the judge's command after a minimum of 100 paces on either the first or second leg
Second article at the end of the track

- Level 2:** First article laid at the judge's command after a minimum of 100 paces on either the first or second leg.
Second article at the end of the track
- Level 3:** First article at the judge's command after a minimum of 100 paces on either the first or second leg
Second article at the judge's command
Third article at the end of the track
- FH 1:** First article at the judge's command on the first or second leg after a minimum of 250 paces.
Second and third articles at the judge's command
Fourth article at the end of the track
- FH 2:** Identification article in the random search area
First article at the judge's command after a minimum of 250 paces
Second through sixth articles at the judge's command
Seventh article at the end of the trial
- IPO-FH:** Identification article in the random search area
First through sixth articles at irregular intervals at the judge's command
Seventh article at the end of the track

At all trial levels, after placing the last article, the tracklayer is to continue on a few paces in the same direction.

c) Article Values

VPG /IPO 1	VPG/IPO 2	VPG/IPO 3	FH 1	FH 2/IPO-FH
2 x 10 points	2 x 10 points	2 x 7 + 1 x 6 points	4 x 5 points	6 x 3 + 1 x 2 points

d) Deduction for False Indication of Articles

VPG/IPO 1	VPG/IPO 2	VPG/IPO 3	FH 1	FH 2/IPO-FH
4 points*	4 points*	4 points*	3 points*	1.5 points*

(*See asterisk explanation further on.)

The same deductions are valid if a dog that picks up the article drops it.

If on a single track, a dog shows both possibilities for finding the article, i.e., "Picking Up" and "Indicating", this is incorrect. **The only articles that will count are those which correspond to what was told the judge when the handler reported in (indicates or picks up).**

The handler is **not** to show articles [to the judge] that have been overrun by the dog.

4. Length and Form of the Tracks

VPG/IPO 1	VPG/IPO 2	VPG/IPO 3	FH 1	FH 2	IPO-FH
minimum 300 paces	minimum 400 paces	minimum 600 paces	minimum 1,200 paces	minimum 1,800 paces	each about 1,800 paces

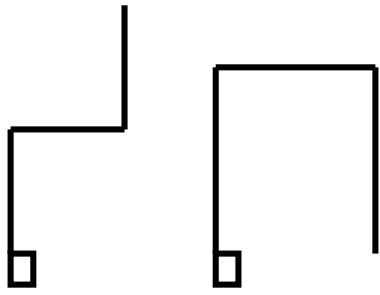
In events that are more than local (for example, elimination trials and championships), the regulations of the individual AZG member organizations can be used.

5. Age of Tracks

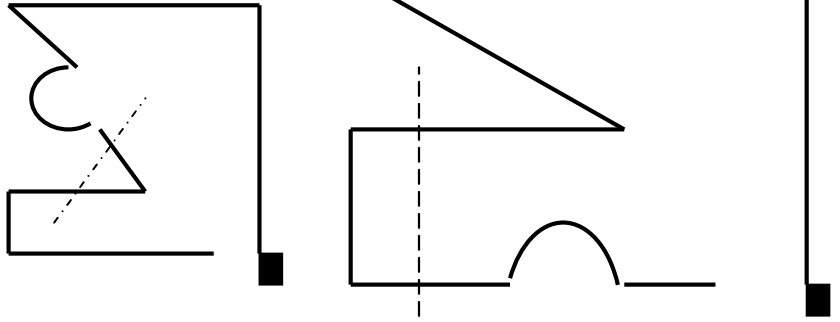
VPG/IPO 1	VPG/IPO 2	VPG/IPO 3	FH 1	FH 2	IPO-FH
20 minutes	30 minutes	60 minutes	180 minutes	180 minutes	180 minutes

Note: The times stated are minimums.

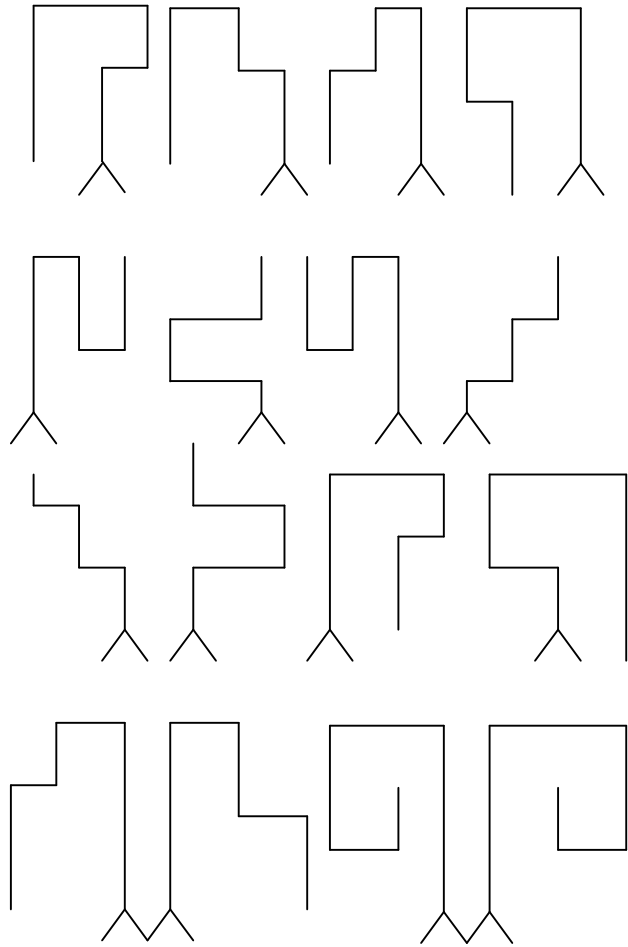
VPG/IPO 1 and 2:



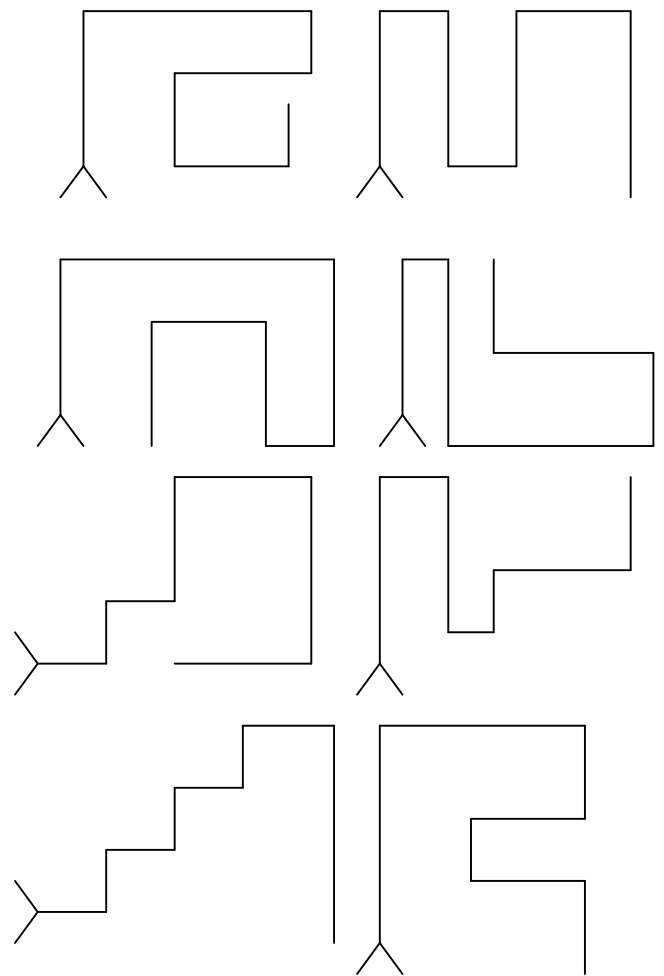
FH 2:



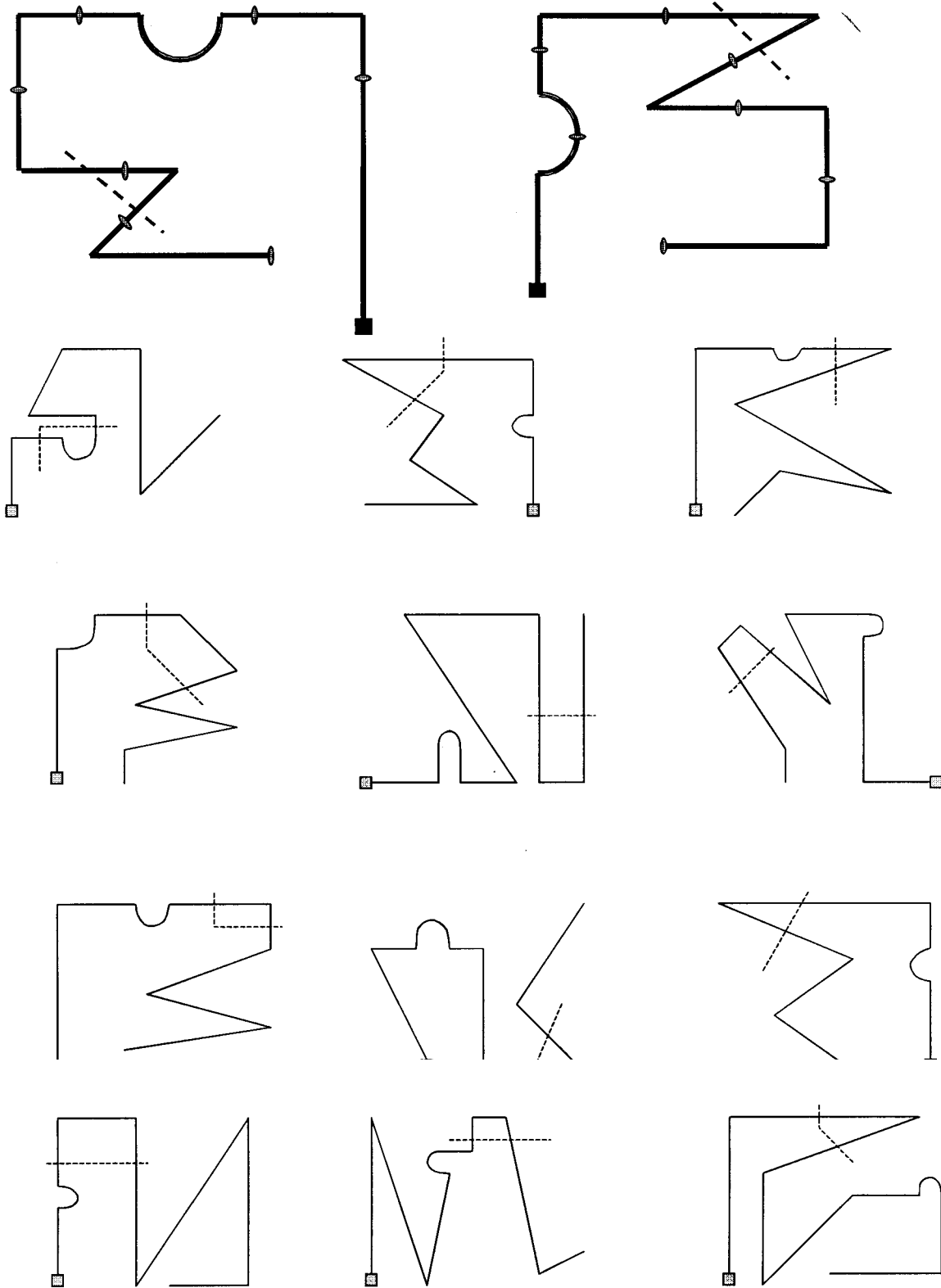
VPG/IPO 3:



FH 1:



Additional FH 2 Sample Schematics:



6. Laying the Track

The appointed judge or the tracking deputy, who likewise must be a judge, is responsible for:

- organizing the tracking diagrams.
- instructing the tracklayer
- supervising the laying of the tracks

The course of individual tracks is to conform to the existing terrain.

It's important in laying the track that it's laid at a natural pace. Help by the tracklayer by means of an unnatural gait on the track legs, corners or articles is not permitted throughout the track.

Any track pattern is to be avoided; the tracks must be laid differently at all trial levels.

For the FH, the tracklayer especially must be experienced in laying tracks.

The handler and dog must be out of sight during the laying of the level 2 and 3 tracks as well as FH tracks.

Note that according to the rules of the IPO-FH, the tracks can be judged by a single judge, but must be laid **by two different tracklayers**.

a) Starting Point

VPG/IPO/FH:

The starting point is to be marked by a sign which is placed directly at the left side of the start and must remain there during tracking.

The tracklayer pauses [at the start] (light stepping on the starting place is not incorrect).

Starting Point FH 2:

The start of the track is located within an area (random search field) of 20 x 20 meters, in which only the tracklayer has entered. Entry into this area by any third party is to be prevented. The tracklayer places two marking stakes in the ground, 20 meters apart, between which is the starting-line.

From either a point on the starting line or from one of the two stakes, the tracklayer goes out into the random search area and at any location within the random search field, lays down an identification article (ID article). This article marks the true start of the track. The identification article is of a similar size and composition as the other articles on the track, but it is not counted in the scoring. Once the tracklayer has laid down the identification article, he remains standing on that spot for a brief period of time. From there, the track is laid at a normal pace.

Starting Point for the IPO-FH:

The start of the track is located within a random search field of 20 x 20 meters, in which only the tracklayer has entered. Entry into this area by any third party is to be prevented. The tracklayer places two marking stakes in the ground, 20 meters apart, between which is the starting-line.

The tracklayer enters the starting field about in the middle of one of the two sidelines and lays down the Identification article (ID article) at an arbitrary location in the random search area. This article marks the true start of the track. The identification article is of a similar size and composition as the other articles on the track, but it is not counted in the scoring. Once the tracklayer has laid down the identification article, he remains standing on that spot for a brief period of time. From there, the track is laid at a normal pace.

b) Legs

[The track is laid] at a normal pace without scuffing and without pausing. The distance between the individual legs must measure at least 30 paces.

c) Corners

The corner (90 degree) is also to be developed at a normal gait during which care must be taken that it's possible for the dog to continuously work the track into the next leg. The track may not be interrupted.

The required acute angle corner within the FH2/IPO-FH tests must be designed with an angle from 30 to 60 degrees.

Stomping out the corner is not permitted.

d) Cross Tracks

FH 1	FH 2 and IPO-FH
30 minutes after the track is laid.	30 minutes before the track is run

At all trial levels the cross tracks, [which are] laid by a second person who is a stranger to the dog, must cross the track a minimum of twice at no less than 60 degrees. Note that the cross track is not to be placed immediately next to a corner and/or article.

The cross track **may not** cross the first or last leg or cross the same leg twice.

7. Possibilities for Working the Track

The following are permitted in tracking:

a) Collar

The collar may not be not be hooked up on the live ring. In attaching the line, it is allowed to be

- over the back
- on the side
- or between the front and/or hind legs

Additionally, wearing an identification blanket (for example, SV, Police or Customs) is permitted.

b) Tracking Harness

The following harnesses are permitted:

- aa) chest harness
- bb) Böttger tracking harness

The tracking line is to be attached to the device on the tracking harness provided for that purpose.

Attaching additional straps is not permitted.

With the Böttger tracking harness, the judge must check to be sure that no straps are attached in the area of the dog's abdomen.

The tracking line must be a minimum of 10 meters long. Flexi-leads are not permitted.

c) Tracking Off-Lead

The distance of 10 meters between the handler and dog must be maintained. When tracking off lead, the handler must carry a lead and the dog must wear a collar.

8. Working Out and Evaluating the Track

Of the Dog, convincing, intense and persistent scent work as well as the corresponding training level is expected.

The Handlers must have an understanding of the work, or what they see. The handler must be able to correctly interpret the reactions of the dog, concentrate on the work and may not be distracted by events in his surroundings.

The Judge must see not only the dog or handler, but must take into account the condition of the terrain, the weather, possible cross tracks and the time factor. He/she must base the evaluation on the entirety of all of the wide variables.

- tracking behavior (for example, tracking speed on the legs, before and after corners, before and after the articles)
- training level of the dog (for example, hectic start, depressed demeanor, avoidance behavior)
- not allowable help of the handler
- difficulties in working out the track because of:
 - ground conditions (vegetation, sand, change of terrain, animal droppings)
 - wind conditions
 - game trail
 - weather (heat, cold, rain, snow)
 - weather changes

The evaluation [of the track] should take these criteria into consideration.

After the handler has reported in for tracking, the judge must take up such a position, or follow on the track, that he/she can observe what occurs and the influences, possibly perceive commands or actions of the handler.

The distance to the dog working the track is to be chosen in such a way that the dog is not interfered with in its tracking performance and the handler does not feel pressured. The judge must watch the entire track.

The judge must assess with what eagerness, confidence, or uncertainty or carelessness, the dog goes about its work.

The **order of the participants** is determined at all levels by a draw, overseen by the judge. In level VPG/IPO 1, before laying the tracks and in levels VPG/IPO 2, VPG/IPO 3, FH 1, FH 2, as well as IPO-FH, after the tracks have been laid.

The handler reports to the judge with the dog in the basic position, ready to track, with the tracking line laid out. The handler can have the dog on a short lead [when reporting to the judge]. The judge is to check the length of the tracking line when the handler reports in.

The handler specifies if the dog will pick up or indicate [the articles]. Both together, picking up and indicating, are incorrect. The judge awards points only for the articles picked up or indicated in the manner specified by the handler when reporting in.

No point deduction occurs for reporting in incorrectly. This is also applicable if the tracking line is not the required 10 meters long. In this case, the tracking line is to be replaced.

a) Tracking Point Distribution

The distribution of points for the tracking performance on the different legs **must result from the length and degree of difficulty on each one.** The scoring of individual legs occurs according to rating and points.

The following table again **simply gives guidance** how a potential proportionate distribution can occur.

Level	Start + 1st leg	1st corner + 2nd leg	2nd corner + 3rd leg	3rd corner + 4th leg	4th corner + 5th leg	5th corner + 6th leg	6th corner + 7th leg	7th corner + 8th leg
VPG/IPO 1	27 points	27 points	26 points					
VPG/IPO 2	27 points	27 points	26 points					
VPG/IPO 3	16 points	16 points	16 points	16 points	16 points			
FH 1	12 points	12 points	12 points	11 points	11 points	11 points	11 points	
FH 2	10 points	10 points	10 points	10 points	10 points	10 points	10 points	10 points
IPO-FH	10 points	10 points	10 points	10 points	10 points	10 points	10 points	10 points

b) Start of VPG/IPO and FH 1

The dog is taken calmly to the start. At this time, any compulsion is to be discontinued. The start (also after the restart after finding the articles) has to occur **at the dog**. **The handler must be allowed a little leeway with the leash.**

After the **3rd unsuccessful attempt to start [the dog] in the immediate area of the start**, tracking is to be terminated.

A **restart** further into the track is not allowed. A restart has resulted if the handler has the dog at heel and restarts [the dog] from the collar or on a shorter line.

So long as the handler holds the tracking line in his hands at the end and allows the dog to search freely, a restart does not occur, even if the dog passes the handler. If the dog returns [to the handler] during the working out [of the track] and then independently resumes tracking, this also does not classify as a restart.

A corresponding point deduction is to be made.

*If the dog lies down on the track, this does not have to be considered a false indication. If the dog, at the handler's command from a distance of 10 meters, continues to work, only 2 points are deducted (VPG, IPO, FH 1) or 1 point (FH 2, IPO FH). This is not considered a false indication. If the handler approaches the dog, this corresponds to the trial rules deduction -- false indication.

Suitable praise is permitted in all trial levels. The "Such" or "Track" command is only permitted at the beginning of the track and at the articles.

c) FH Crosstrack

The dog can follow this up to one length of the tracking line (point deduction); after that, tracking must be terminated. According to the regulations within the trial rules, the handler can follow this [the crosstrack] up to a single length of the line (with a point deduction), after which tracking must be terminated. The AZG has determined that termination can occur previously if the dog follows the cross track up to a line length and there's no indication that the dog will pick up the track again.

d) Legs:

A quick, yet at the same time intensive searching performance or slow tracking are not a criterion in the scoring. However, it is to be noted that an intense searching is demonstrated throughout the entire track.

The tracking line may sag, however may not appreciably shorten the distance between the handler and dog. Contact with the ground is not incorrect.

If the handler prevents the dog from leaving the track, the judge is to tell the handler to follow [the dog].

Tracking is terminated if the handler leaves the track by more than the length of the tracking line.

If the dog checks [to be sure] without leaving the track, this is **not** incorrect.

The handler is to follow the judge's instructions; otherwise the judge is to terminate tracking.

e) Corners:

The corner must be confidently worked out. Checking to the front, left and right, without circling is not incorrect.

f) Indicating or Picking Up the Articles:

The articles are to be indicated convincingly in the direction of the track and occur directly at the article.

Lying slightly crooked at the article is not incorrect, but lying sideways at the article or turning back in the direction of the handler is faulty. Articles that are found with heavy handler help are considered to be overrun. This is, for example, the case if a dog doesn't indicate an article and by the handler's action by means of the line or command, prevents [the dog] from continuing. The dog may indicate the articles by standing, sitting, downing or **any of these interchangeably**.

The handler may not stand in front of the dog when picking up or raising up the article.

If the dog picks up the article, it may remain in place, sit or come to the handler. Going forward with the article or picking up the article while lying down is incorrect. If the dog retrieves the article, the handler is not to go forward to meet the dog.

The dog is to remain calm up to the restart [after finding the article] and is to be started again from the corresponding position [where the article was indicated]. **The indicating, picking up or retrieving dog is always started beside the handler.**

Picking Up of the Articles:

If the dog picks up the article and will not let go:

Entry: "Disqualification because of disobedience"

All points earned in other parts remain recorded.

Wild Game:

If during tracking, wild game appears and the dog follows his hunting instinct, the handler can attempt to prevent the dog from following by giving the dog the command, "Down" ("Platz"). (Situation-dependent deduction of up to 8 points).

At the judge's command, tracking is to be continued. If this is unsuccessful, tracking is terminated.

Entry: “Disqualification because of disobedience”
All points earned in other parts remain recorded.

h) Reporting Out:

After completion of tracking, the articles found are to be shown to the judge. Playing with or feeding [the dog] after showing that the last article is found, but before reporting out [to the judge], is not permitted.

i) Time Limits

VPG/IPO 1	VPG/IPO 2	VPG/IPO 3	FH 1	FH 2/IPO-FH
15 Minutes	15 Minutes	20 Minutes	30 Minutes	45 Minutes

If the team cannot complete the track to the last article within the time limit, the judge will terminate Part A. The performance up to that point will be evaluated.

Solely in the FH 2 and IPO-FH, discontinuing the track doesn't have to result if the dog is on the last leg.

9. Rating:

Maximum Points	Excellent (V)	Very Good (SG)	Good (G)	Sufficient (B)	Unsatisfactory (M)
100 Points	100 - 96	95 - 90	89 - 80	79 - 70	69 - 0
200 Points (IPO-FH)	200 - 192	191 - 180	179 – 160	159 – 140	139 - 0

The judge is to immediately announce the points achieved.

10. Tracking Test (FPr)

The tracking test doesn't have to be run in the sequence of one to three (1 to 3). Because this test is simply possible for building up the numbers of participants [in a trial],the handler, in conjunction with the training director, decides at which level the dog shall be shown.

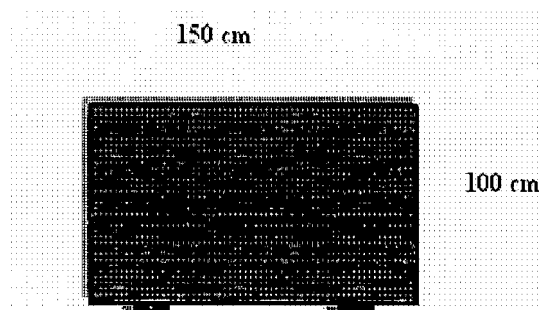
V. Part B (Obedience Performance)

1. Equipment

At the beginning of Obedience, the respective equipment is to be checked to see that it adheres to the trial rule specifications.

a) Hurdle (Jump)

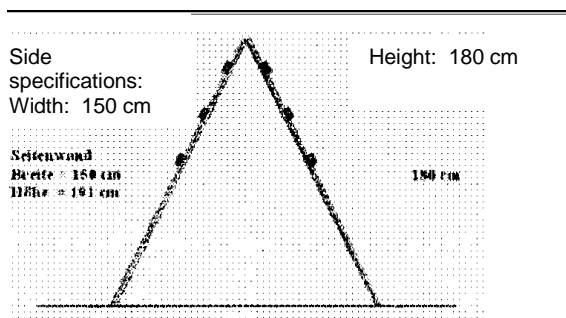
Solid upper edge



Practice jumps during the performance are not permitted.

b) Scaling Wall

Composition



Three climbing cleats on the upper half of the wall, 24 x 58 mm.

Sides of climbing wall covered with a non-slip surface material.

Practice jumps during the performance are not permitted.

The equipment must conform to the existing trial rules.

c) Retrieval Dumbbells

	VPG/IPO 1	VPG/IPO 2	VPG/IPO 3
Retrieve on the Flat	650 Gram	1,000 Gram	2,000 Gram
Jump	650 Gram	650 Gram	650 Gram
Scaling Wall	650 Gram	650 Gram	650 Gram

Trial participants are all to use the same dumbbells supplied for the trial. Handler-owned dumbbells are **not** permitted.

Spitting on the dumbbells by the handler is **not** permitted.
Practice jumps during the performance are **not** permitted.

Handlers may not put the dumbbell in the dog's mouth prior to the retrieval exercises.

The handler is to take the dog with him/her when selecting and putting back the dumbbell.

The drawing of a dumbbell in the present trial rules is merely an example. What's important is that the weight is correct and the dumbbell is made out of wood.

d) Pistol

6 mm caliber

e) Handler Blind

The Handler blind (VPG/IPO 3) must be placed within the trial field.

2. Start of the Exercise

The judge gives the instruction to begin each exercise.

3. Reporting to the Judge

In the BH and the WH, the Handler reports with the dog on lead in the basic position; in VPG/IPO 1-3 and the RTP, with the dog off-lead.

4. Physical Handicap

If a handler cannot perform an exercise correctly because of a physical handicap, he/she must inform the judge before the beginning of the trial.

5. Basic Position

Each exercise begins and ends with the basic position. In the basic position, the handler stands in a sportsmanlike manner. A straddle legged stance is not permitted in all exercises.

The development of all obedience exercises occurs out of the basic position. Taking the basic position is permitted only once at the beginning of an exercise.

The basic position at the end of the previous exercise can be used as the beginning basic position for the next exercise. However, it is permissible for the Handler to take a new basic position.

6. Development of the Exercise

The build-up of the exercise occurs out of the basic position, the so-called development.

The Handler must show a development of **a minimum of 10 paces**, but **maximum 15 paces**, before the command for the execution of the exercise is given.

Basic positions and development mistakes must be considered in the scoring of individual exercises.

7. Distance between Handler and Dog

According to the trial rules, a minimum number of paces (30) is stipulated. The decision is left up to the Handler whether he/she would like to go further than the minimum number of paces from the dog.

The judge can stop the handler from going too far.

8. Praise

Briefly praising the dog is permitted **after** the end of each exercise **only** in the basic position. After that, the Handler may take a new basic position. A clear pause of about 3 seconds between praising [the dog] and the new beginning is to be shown.

Between exercises, value is to be placed on the dog remaining constantly at heel. Releasing [the dog] and playing is not permitted.

9. Dividing the Exercises

Two part exercises, such as "Down in Motion with Recall", "Walking Stand" and "Running Stand" should be divided in order to receive a differentiated evaluation.

The distribution occurs as:

- a) “Basic position, development, execution” = 5 points
- b) “Further behavior up to the conclusion of the exercise” = 5 points

The behavior of the dog beginning with the basic position to the completion of the exercise is to be taken into consideration in the evaluation of each exercise.

10. Commands

The designated commands are established in the trial rules.

When recalling the dog, the dog’s name can be used instead of the command “Hier” (Here or Come). However, using the dog’s name in conjunction with the “Hier” (Here or Come) command is considered a double command and will be penalized with a point deduction.

**If the dog doesn’t perform an exercise after 3 commands are given, this exercise is discontinued.
(0 Points = Unsatisfactory)**

Deduction:	First additional command:	Satisfactory for the exercise part
	Second additional command:	Unsatisfactory for the exercise part

Example:	5 point exercise:	
	First add’l command:	Satisfactory from 5 points = --1.5 points
	Second add’l command:	Unsatisfactory from 5 points = -- 2.5 points

Between the parts of the exercise, front sit and finish, as well as when picking up the dog from the walking stand, **a distinct pause (about 3 seconds) is to occur.**

After assuming the basic position, prior to downing the dog for the down under distraction and also when picking up the dog from the down, before giving the “Sit” command, the same pause applies.

11. Rating by the Judge

Especially in obedience, the judge should pay attention to the fact that no dogs should be shown which have been stripped of all self-esteem and which can be identified (just by looking at them) as a “pure sport object” of their handlers.

Happy work paired with the necessary close attention to the handler is expected during all exercises. Obviously enjoyment of the work and correct execution of the exercises are to be noted in the scores awarded

12. Conducting the On-Lead Heeling Exercise.

The principles of the “Off-Lead Heeling” exercise are to be applied as well to “On-Lead Heeling.”

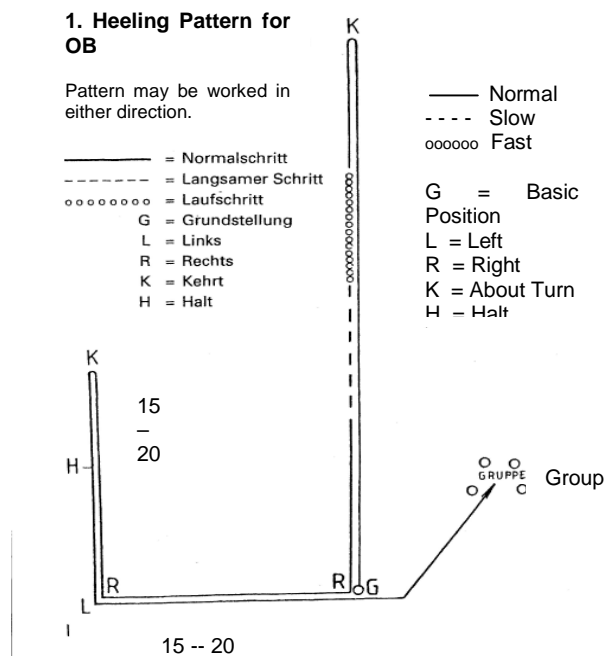
During the On-Lead Heeling (BH/VT and WH), the lead must hang loose.

In the BH/VT, removing the lead after the On-Lead Heeling takes place outside the group in the basic position.

Off-Lead Heeling begins in the BH with the group exercise. After leaving the group off-lead, the handler takes a new basic position

13. Conducting the Off-Lead Exercise and Development

Trial Levels VPG/IPO:	1	2	3
Maximum Points:	20	10	10



The manner in which the individual paces in the off-lead heeling exercise are performed as well as exercise development is described in the trial rules..

In order to ensure a trial rule-correct performance on small trial fields, the judge has to allow [for] a variable performance method by the handler.

The dog must confidently follow the handler, attentively and happily, with the shoulder blade constantly aligned with the handler's knee in all paces and turns, including in the group. The dog must move **straight** beside the handler and when the handler stops, the dog must automatically sit quickly and straight.

The about turn is executed by the handler as a left about turn (pivoting 180 degrees). At that point, two variations are possible:

- The dog circles the handler to the right [as the handler pivots to the left].
- The dog performs a left about turn of 180 degrees to the side of the handler [as the handler pivots].

Within a trial, only one of the two variations is possible.

The handler must perform the individual paces at distinctly different speeds.

a) Normal Pace

This is to be shown in a natural stride.

b) Fast Pace

Likewise here, no over-hurried run, no sprint.

c) Slow Pace

Natural length steps.

The change in pace from fast to slow takes place **without normal** paces in between.

The heel command is permitted only at each start and at the changes of pace.

The number of steps required (10 fast, 10 slow) in the individual paces [of the pattern] as well as after the first about turn (10-15 paces) are to be adhered to. **The length of the legs after the turns must be 15 to 20 paces.**

d) Group

Going through the group in the BH is shown both on and off-lead, and off-lead in VPG/IPO 1-3. While in the group, the team must go at least once **around people** in the group, once to the left and once to the right (in the form of a figure 8).

Halting once near a person is required for each pass [through the group]. The judge may require additional passes through the group.

In off-lead heeling, the judge is to pay attention to the following:

- calm and correct beginning basic position,
- happy, attentive work and correct position at the handler's knee on the straight line heeling,
- handler help,
- dog's behavior during the gunshots,
- attentive and tight turns (about, right and left turns)
- behavior at the halt,
- behavior in the group,
- behavior in the end basic position.

14. Gunshots

The gunshots occur during the off-lead heeling on the first straight line and during the exercise "Down under Distraction". Two shots are given in an interval of 5 seconds. The first shot occurs from a distance of about 15 paces. In VPG/IPO 3, the handler must be out of sight of the dog.

Note:

There is **no** test of gunshot indifference in the Begleithundprüfung (BH test).

15. Sit Out of Motion

Trial Level VPG/IPO	1	2	3
Maximum Points	10	10	10

See trial rules for procedure.

If the dog lies down or stands, 5 points are to be deducted (mandatory deduction). Other mistakes are also to be taken into consideration.

In particular, the following are to be noted:

- calm and correct beginning basic position,
- happy, attentive development,
- quickly and correctly executes the "Sit" command, without handler help,
- behavior as the handler leaves and returns to the dog
- behavior in the final basic position

16. Down Out of Motion with Recall

Trial Level	1	2	3
Maximum Points	10	10	10

See trial rules for procedure.

If the dog sits or stands, 5 points are deducted (mandatory deduction). Other mistakes are also to be taken into consideration.

In particular, the following are to be noted:

- calm and correct beginning basic position,
- happy, attentive development,
- rapidly and correctly executes the “Down” command, without handler help,
- behavior as the handler leaves the dog,
- quick recall after the command without changing pace,
- correct, fast and tight front sit,
- finishes quickly into a correct final basic position.

17. Walking Stand

Trial Level VPG/IPO	2
Maximum Points	10

See trial rules for procedure.

If the dog sits or lies down, 5 points are deducted (mandatory deduction). Other mistakes are also to be taken into consideration.

In particular, the following are to be noted:

- calm and correct beginning basic position,
- happy, attentive development,
- quickly and correctly executes the “Stand” command, without handler help,
- behavior as the handler leaves and returns to the dog,
- sits quickly after the command into a correct ending basic position.

18. Running Stand

Trial Level	3
Maximum Points	10

See trial rules for procedure.

If the dog sits or lies down, 5 points are deducted (mandatory deduction). Other mistakes are also to be taken into consideration.

In particular, the following are to be noted:

- calm and correct beginning basic position,
- happy, attentive development
- quick and correct execution of the “Stand” command, without handler help
- behavior as the handler leaves the dog,
- quick recall after the command, without changing pace,
- correct, fast and tight front sit,
- quickly finishes into a correct final basic position.

19. Retrieve on the Flat

Trial Level VPG/IPO	1	2	3
Maximum Points	10	10	10

See trial rules for procedure.

If the handler makes an awkward throw and the dumbbell goes wide to the side, after asking the judge, the handler may re-throw the dumbbell. The dog must remain in the basic position. **(This instruction is valid for all retrieval exercises.)**

During the entire exercise, the handler may not move out of position. If the handler **moves out of position** before the end of the exercise, the score results in a rating of “Unsatisfactory” (M) = maximum 6.5 points.

If the dog doesn't retrieve the dumbbell, the total points for the exercise are deducted. “Not retrieved” means the dog drops the dumbbell and doesn't pick it up (additional commands are possible) and the handler must move out of position in order to pick up the dumbbell.

In particular, the following are to be noted:

- calm and correct beginning basic position,
- runs happily and purposefully to the dumbbell,
- picks up the dumbbell quickly and correctly,
- retrieves the dumbbell happily and purposefully,
- chews or plays with the dumbbell,
- correct, quick and tight front sit,
- holds the dumbbell calmly, releases quickly upon command,
- quickly finishes into a correct ending basic position

20. Releasing the Dumbbell:

If the dog doesn't release the dumbbell after the third command, **the dog is disqualified**, because the obedience part cannot continue. (This is valid for all retrieval exercises.)

Entry [in the scorebook]: “Disqualified” because of disobedience.
Points attained in prior divisions are retained.

21. Retrieve Over the 1 Meter Jump

Trial Level VPG/IPO	1	2	3
Maximum Points	15	15	15

Distribution of Points for Retrieve and Jump		
Outward Jump	Retrieve	Return Jump
5 points	5 points	5 points
In order to earn a partial score, 2/3 of the total exercise performance is required.		

See trial rules for procedure.

a) Deduction for Touching or Pushing Off [from the jump]

- Touching, per jump = minus 0.5 to minus 1.0 points
- Pushing off, per jump = minus 1.5 to minus 2.0 points

b) Execution of the Exercise

During the entire exercise, the handler may not move out of position. If the handler **moves out of position** before the end of the exercise, the score results in a rating of “Unsatisfactory” (M) = maximum 10 points. Other irregularities are scored separately.

In particular, the following are to be noted:

- calm and correct beginning basic position,
- leaves the handler happily and purposefully,
- correct outward jump (touching, brushing, pushing off)
- picks up the dumbbell quickly and correctly,
- retrieves the dumbbell happily and purposefully,
- correct return jump (touching, brushing, pushing off),
- chews or plays with the dumbbell,
- correct, quick and tight front sit,
- holds the dumbbell calmly, releases quickly upon command,
- quickly finishes into a correct ending basic position.

22. Climbing Jump over the Scaling Wall

Trial Level VPG/IPO	1	2	3
Maximum Points	15	15	15

The jump is to be shown as a climbing jump. For further execution, see trial rules.

During the entire exercise, the handler may not move out of position. If the handler **moves out of position** before the end of the exercise, the score results in a rating of “Unsatisfactory” (M) = maximum 10 points. Other irregularities scored separately.

In particular, the following are to be noted:

- calm and correct beginning basic position,
- leaves the handler happily and purposefully,
- correct outward jump
- picks up the dumbbell quickly and correctly,
- retrieves the dumbbell happily and purposefully,
- correct return jump,
- chews or plays with the dumbbell,
- correct, quick and tight front sit,
- holds the dumbbell calmly, releases quickly upon command,
- quickly finishes into a correct ending basic position.

23. Send Out with Down:

Trial Level VPG/IPO	1	2	3
Maximum Points	10	10	10

See trial rules for procedure.

After attaining the required distance, the judge gives the command to down the dog. If the handler doesn't comply with the judge's command or the dog doesn't down on command and continues to run, a point deduction is required.

In particular, the following are to be noted:

- calm and correct beginning basic position,
- leaves the handler happily and purposefully,
- quickly and correctly responds to the “Down” command,
- behavior as the handler approaches.
- quickly responds to the “Sit” command into a correct ending basic position.

24. Down Under Distraction

Trial Level VPG/IPO	1	2	3
Maximum Points	10	10	10

See trial rules for procedure.

In the BH and VPG/IPO 1 and 2, the handler stands in sight of the dog facing away from it at a distance of about 30 paces. At level 3, the handler is out of sight of the dog.

Comment on partial scoring:

All points for the exercise are deducted if the dog leaves the down position in trial levels

- VPG/IPO 1 before the completion of Exercise 3 ...
- VPG/IPO 2 before the completion of Exercise 4 ...
- VPG/IPO 3 before the completion of Exercise 5 ...

by the dog working on the field.

If the dog comes towards the handler as the handler approaches the dog [for the pickup], the exercise will be scored with the rating of "Sufficient" = 7 – 7.5 points.

Other incorrect behavior will be deducted separately.

In particular, the following are to be noted:

- calm and correct beginning basic position,
- quickly and correctly responds to the "Down" command,
- remains calm and secure during the performance,
- behavior during the gunshots,
- behavior as the handler approaches,
- quickly responds to the "Sit" command into a correct ending basic position.

25. Conclusion of the Exercises/Picking up the Dog

Between parts of the exercise Front Sit and Finish (come into heel position), as well as when the handler approaches the dog sitting, standing or in a down, there should be a distinct pause of about 3 seconds before giving another command.

The dog is to be picked up at a normal pace and by a direct route [when the handler goes to pick up the dog]. When picking up the dog, the handler can approach from the front or, by going about the dog, from the rear.

26. Conduct Between Exercises

The dog is to remain in heel position on the way between exercises and when getting and returning the dumbbell. The dog is not to be "pumped up" at this point. Incorrect behavior has an impact on the overall impression/scoring.

27. Forgetting an Exercise

If a handler forgets a complete exercise, the handler will immediately be given the opportunity by the judge to show the missed exercise. There is no point deduction.

28. Scoring

Individual exercises are to be discussed by judge **in terms of rating level**. Individual point deductions are generally not to be announced.

Scoring Table:

Maximum Points	Mangelhaft	Befriedigend	Gut	Sehr-Gut	Vorzüglich
5	0.0 – 3.0	3.5	4	4.5	5.0
10	0.0 – 6.5	7.0 – 7.5	8.0 – 8.5	9.0 – 9.5	10.0
15	0.0 – 10.0	10.5 – 11.5	12.0 – 13.0	13.5 – 14.0	14.5 – 15.0
20	0.0 – 13.5	14.0 – 15.5	16.0 – 17.5	18.0 – 19.0	19.5 – 20.0
100	0.0 – 69	70 – 79	80 – 89	90 – 95	96 – 100

The judge is to announce the score achieved immediately. At the judge's direction before announcing the scores, dogs at all trial levels are to be put on lead. After the critique, the handler leaves the trial field with the dog on lead. At this time, the dog is to continue to show itself to be obedient.

V. Part C (Protection Work)

1. Set Up of the Protection Field

See Trial Rules

2. Protection Helpers/Protection Clothing

See Trial Rules, "Guidelines for Helpers"

3. Reporting In

- a) The handler reports to the judge at all levels with the dog **off lead** in the basic position.
- b) After reporting in, the handler takes the dog to the start position for the blind search.
- c) The dog is sent on the blind search from the basic position.

Note:

If a Handler can't report in with the dog according to the rules and therefore the dog is not under control and, for example, runs into the "Find Blind" or off the field, the handler is allowed 3 commands to call the dog back.

If the dog doesn't come after the third command, Division C is terminated because of disqualification.

Entry: "Disqualification because of disobedience". **TSB:** Line or dash.

All points earned previously in the other divisions are retained.

4. Marking [of the field]

The markings dictated in the trial rules must be easily visible for the handler, judge and helper.

These marks are:

- Helper's starting point for the Escape exercise,
- Down position for the dog for the escape,
- Handler's position for the "Long Bite" exercise.

5. Defense Exercises

The Defense Exercises are composed of:

- Preventing the Helper's escape,
- Defense of an attack out of the guarding phase (Reattack),
- Surprise attack out of the back transport (VPG/IPO 2 and 3)
- Long Bite
- Defense of an attack out of the guarding phase (Reattack – VPG/IPO 3)

All Defense Exercises consist of the:

- Initializing (or Opening) Phase
- Loading Phase
- Transition Phase (calm or quieting phase before the "Out")
- Release Phase [Out]
- Guarding Phase

The trial rules specifically state that the dog may only bite the Helper's bite sleeve during the defense exercises.

6. Search for the Helper

Trial Level:	1	2	3
Number of the Side Runs (Right/Left)	2 (1 + 1)	4 (2 + 2)	6 (3 + 3)
Maximum Number of Points	5	5	10
Point Loss for each Side Search not Made	2.5	1.0	1.5

1.) Permitted Commands

“Vorán” [“Go”] or “Revier” [“Search”] and “Hier” [“Here”]. (The command “Hier” [“Here”] can be given in conjunction with the dog’s name.)

2.) Carrying out the Search

- a) Bypassing the [blind] search (sending the dog directly to the Find Blind) is not permitted.
- b) The handler and dog assume the basic position approximately on the centerline of the field.
The handler signals the judge that he/she is ready to begin.
- c) At the judge’s direction, the handler begins the search.
- d) From the basic position, the dog is sent on the blind search with visual and/or verbal signals.
With a single command, the dog must run directly to and around the blind.
- e) The search is carried out in a forward direction (the dog searches in front of the handler).
- f) The handler moves at a **normal** pace along the approximate middle line [of the field].

Incorrect, among other things, is:

- Not taking the basic position at the beginning of the exercise
- Additional verbal or visual commands
- Not adhering to the center line [of the field]
- Not maintaining a normal pace
- Wide circling of the blind
- Blind is not circled

If the dog doesn’t find the helper after being sent three times unsuccessfully to the last blind (Find Blind), protection is terminated.

Entry: “Discontinued” without entering any points; **TSB:** Line or dash.

All other points awarded previously in the event are retained.

7. Hold and Bark

Trial Level:	1	2	3
Maximum Points for the Hold:	5	5	5
Maximum Points for the Bark:	5	5	5

1.) Permitted Commands

No verbal or visual commands are permitted for the Hold and Bark.

2.) Performance Requirements for the Hold

The dog must confront the helper tightly, intently, self-confidently and relentlessly until picked up or called out.

Intense, close and tight circling of the blind is not incorrect.

Incorrect, among other things, is:

- Inattentiveness
- Occasionally leaving the helper
- Holding at a distance
- Insecure behavior
- Allows itself to be distracted [from the helper]
- Inclination towards the handler [looks to the handler]
- Molests [the helper] by jumping on, pushing or light bumping
- Nips, bites hard or bites and holds on
- Comes to the handler as the handler approaches

Deductions for “Hold and Bark”:

Molesting the helper (for example, pushing, jumping on, etc.)	=	up to minus 2 points
Biting hard on the bite sleeve	=	up to minus 9 points
Bites on another part of the body (not bumping)	=	Disqualification

Entry: “Disqualification because of disobedience”, **TSB:** Line or dash.
All points earned previously in other divisions are retained.

Leaving the Helper

If the dog has already detected the helper and leaves, the handler has the possibility of sending the dog once more. If the dog then remains securely on the helper, the exercise “Hold and Bark” is rated with “Mangelhaft” [M = Insufficient] (Maximum 6.5 points), but protection work can continue. If with the second attempt, the dog won’t leave and go to the helper or once again leaves the helper, protection is terminated.

Entry: “Terminated without entering points; **TSB:** Line or dash.
All other points awarded previously in other parts are retained.

3.) Performance Requirements for the Bark

The dog must immediately, continuously and energetically bark until picked up or called out by the handler.

Incorrect, among other things, is:

- Dog doesn’t bark
- Dog doesn’t begin barking immediately
- Dog doesn’t bark continuously
- Dog stops barking when the handler approaches [the blind]

Weak barking (lack of drive, not energetic) and unsustained barking results in a deduction up to 2 points. If the dog exhibits an intense “Hold” without barking, a mandatory deduction of 5 points for the “Bark” occurs.

4.) Discontinuing [of the Hold and Bark]

After a period of time of about 20 seconds, at the direction of the judge, the handler **directly** approaches the blind to about 5 paces [from the dog]. On further direction from the judge, the handler calls the dog into the basic position. **Only at the VPG 1 level, the handler is permitted to pick up the dog off lead out of the blind.** Both variations are scored the same.

The dog must show itself to be absolutely obedient. Frequent commands in order to bring the dog under control are incorrect.

The handler requests the helper to step out of the blind and take up the escape position (see marking of the field). The dog must meanwhile remain calmly in the basic position.

Incorrect, among other things, is:

- Dog doesn’t sit or is restless in the basic position
- Dog shows itself not to be completely obedience
- Dog won’t stay in the basic position when the helper comes out of the blind
- Dog receives additional commands or physical help to come out [of the blind] and sit.

8. Preventing the Helper’s Attempt to Escape

Trial Level	1	2	3
Maximum Points for the Escape	20	10	10

1.) Permitted Commands

There are no verbal commands or visual signals allowed.

2.) Execution

At the judge's instruction, the handler takes the dog heeling off lead to the down position (see field marks) and then goes directly back to the blind. Before downing the dog [at the escape position] the dog is to first sit in the basic position. The handler must set up in such a way that the judge, the helper and the dog are visible to him/her.

At the judge's command, the helper attempts to escape. The dog must independently and effectively prevent the escape.

At the judge's command, the escape is discontinued. The dog must let go independently or on a single "Out" command.

3.) Exercise Performance Requirements

The dog must immediately and effectively prevent the escape by energetically biting. After the escape attempt is discontinued and on a single command, the dog must immediately let go and intently guard the helper.

Incorrect, among other thing, is:

- encouraging commands during the defense exercise.
- hesitating on the bite
- restless bite in the individual phases
- can't hold the bite, comes off the sleeve
- can't prevent the escape
- lack of intensity while guarding [the helper]
- rebites or molests [the helper] while guarding

If the dog has failed to prevent the escape within 20 paces, by biting and capturing [the helper], protection work is terminated.

Entry [in the scorebook]: "Terminated" without entering any points, TSB: ng.
All points awarded previously in the trial are retained.

9. Defense of an Attack out of the Guarding Phase [Reattack]

Trial Level:	1	2	3
Maximum Points for Defense:	35	20	20
Stick Hits:	yes	yes	yes

1.) Permitted Commands

"Out" ("Aus")

2.) Execution

After a guarding period of about 5 seconds, at the judge's direction, the helper attempts an attack on the dog. The dog must defend itself [against the attack] by immediately biting and is to endure stick hits and the pressure of the drive by the helper.

At all trial levels, the dog receives two stick hits with a distinct pause between them during the reattack. It may not show any negative reaction.

At the judge's direction, the helper stops. The dog must let go immediately or on a single "out" command.

3.) Defense Performance Requirement

The dog must forcibly counteract the attack by immediately biting energetically. It must show itself unaffected during the pressure phase with a full, strong and above all consistent bite during the complete fighting action. When the fighting action is discontinued, the dog must immediately release on a single out command and closely guard the helper.

Incorrect, among other things, is:

- encouraging commands during the defense exercise,
- unsure when going in for the bite,
- chewy bite in the individual phases,
- shows itself to be affected in the pressure phase,
- inattentive during the guarding phase,
- rebites or molests the helper during the guarding phase.

If the dog doesn't withstand the pressure by the helper, comes off the sleeve and can be driven away, Part C is discontinued.

Entry: "Discontinued" without entering any points; **TSB:** ng;
All points earned previously in the trial are retained.

4.) Conclusion [of the Exercise]

At the judge's direction, the handler approaches the dog at a **normal** pace and with a command, puts it into the basic position. The stick is not taken from the helper.

In trial levels VPG/IPO 1, the judge sends the helper to a blind for the long bite exercise.

In trial levels VPG/IPO 2 and 3, the handler and dog take the position for the back transport.

Incorrect, among other things, is:

- dog doesn't assume the basic position
- dog receives additional commands
- dog is not obedient [to the handler's commands]
- dog must be held by the collar.

10. Back Transport

Trial Level:	2	3
Maximum Points for Transport:	5	5
Transport Length/Number of Paces	30	30
Distance Between Handler & Helper/Number of Paces	5	5

1.) Permitted Commands

"Heel" ("Fuß") or "Transport" or "Forward" (Valid for the side transport, as well.)

2.) Execution VPG/IPO 2 & 3

The handler gives the helper instructions to walk ahead of him/her. The handler and dog follow at a distance of 5 paces, a distance they are required to maintain. The Transport proceeds for a distance of 30 paces. A turn is not required, but may be done if the length of the field makes it necessary. In particular, the helper is to carry the stick so that it is out of sight during the Transport.

3.) Performance Requirement

The dog must follow the helper intently in heel position beside the handler. The dog must show absolute obedience during the entire Transport, at the same time constantly watching the helper.

Incorrect, among other things, is:

- The dog forges
- The dog heels sideways
- Correct distance is not maintained
- Dog receives help from the handler
 - Verbal or visual commands
 - Changes pace
 - Holds the dog by the collar

If heeling is not possible, protection work is terminated.

Entry: “Disqualified because of disobedience”; **TSB:** a line;
All points previously earned in the trial are retained.

11. Attack out of the Back Transport

Trial Level:	2	3
Maximum Points for the Attack:	30	15

1.) Permitted Commands

“Out” (“Aus”)

2.) Execution VPG/IPO 2 & 3

At the direction from the judge the helper makes an attack on the dog out of the back transport. The dog must defend itself [against the attack] by immediately biting and is to endure stick threats and the pressure of the drive by the helper. As soon as the dog bites, the handler must remain in place.

At the judge’s instruction, the defense exercise is discontinued. The dog must let go immediately or at a single “Out” command.

3.) Performance Requirement for the Surprise Attack

The dog must forcibly counteract the attack by immediately biting energetically. It must show itself unaffected during the pressure phase with a full, strong and above all consistent bite during the complete defense exercise. When the fighting action is discontinued, the dog must immediately release on a single out command and closely guard the helper.

Incorrect, among other things, is:

- Dog receives encouragement from the handler
- Dog is uncertain in its offensive move
- Dog doesn’t come straight in, however makes the bite
- Dog doesn’t show a full, energetic bite
- Dog’s bite is not calm and consistent
- Dog doesn’t guard intently
- Dog rebites or molests the helper in the guarding phase.

If the dog doesn’t withstand the pressure by the helper, comes off the sleeve and can be driven away, Part C is discontinued.

Entry: “Discontinued” without entering any points; **TSB:** ng
All points earned previously in the trial are retained.

4.) Conclusion [of the Exercise] VPG/IPO 2

When instructed to do so, the handler proceeds at a normal pace to the dog and, with a command, puts the dog into the basic position. The stick is not taken from the helper.

Incorrect, amount other things is:

- Dog isn't obedient as the handler approaches
- Dog does not take the basic position
- Dog is held on the collar

5.) Conclusion [of the Exercise] VPG/IPO 3 [

At the judge's instruction, the handler proceeds at a normal pace to the dog and with a command, puts the dog into the basic position and takes the stick from the helper. The method and manner in which the helper is disarmed is optional. The helper is not to raise his arms. After the disarming the handler and dog take the basic position beside the helper. On the command of the handler to the helper, there is a side transport to the judge of about 20 paces. While the reporting out to the judge, the dog is off-lead and sits at heel between the handler and the helper.

12. Attack on the Dog out of Motion [Long Bite]

Trial Level:	1	2	3
Maximum Points for Attack:	30	10	10
Stickhits:	No	No	No

1.) Permitted Commands

"Go" or "Forward" ("Vorán" or "Stell"), "Out" ("Aus")

2. a) Execution, Level 1

The handler and dog take a position on the center line of the field. The dog **m u s t** sit next to the handler and can be held by the collar.

At the judge's direction, the helper leaves the blind at a normal pace and goes to the center line of the field. At the level of the center line, the helper turns and runs directly towards the dog. As soon as the helper is about 30 to 40 paces from the handler and sitting dog, the judge directs the handler to release the dog. The handler may not leave position.

Still running, the helper attacks the dog frontally while making threatening sounds and gestures. The dog must defend against the attack by immediately biting.

At the judge's command, the helper stops the fight. The dog must release immediately or at a single "Out" command.

2. b) Execution, Level 2

The handler and dog take a position on the center line of the field. The dog **m u s t** sit next to the handler and can be held by the collar.

At the judge's direction, the helper runs from the blind to the center line of the field. At the level of the center line, the helper turns and without changing pace, runs directly towards the dog. As soon as the helper is about 40 to 50 paces from the handler and sitting dog, the judge directs the handler to release the dog. The handler may not leave position.

The helper attacks the dog frontally while making threatening sounds and gestures. The dog must defend against the attack by immediately biting.

At the judge's command, the helper stops the fight. The dog must release immediately or at a single "Out" command.

2. c) Execution, Level 3

The handler and dog take a position on the center line of the field. The dog **m u s t** sit next to the handler and can be held by the collar.

At the judge's direction, the helper runs from the blind to the center line of the field. At the level of the center line, the helper turns and without changing pace, runs directly towards the dog. As soon as the helper is about 60 paces from the handler and dog, the judge gives the handler the signal to release the dog. The handler may not leave position.

The helper attacks the dog frontally while making threatening sounds and gestures. The dog must defend against the attack by immediately biting.

At the judge's command, the helper stops the fight. The dog must release immediately or at a single "Out" command.

3.) Performance Requirements for the Long Bite Attack

The dog must forcibly counteract the attack by immediately biting energetically. It must show itself unaffected during the pressure phase with a full, strong and above all consistent bite during the complete defense exercise. When the fighting action is discontinued, the dog must immediately release on a single out command and closely guard the helper.

Incorrect, among other things, is:

- Dog receives encouragement from the handler
- Dog is uncertain in its offensive move
- Dog doesn't come straight in, however makes the bite
- Dog doesn't show a full, energetic bite
- Dog's bite is not calm and consistent
- Dog doesn't guard intently
- Dog rebites or molests the helper in the guarding phase

If the dog doesn't withstand the pressure by the helper, comes off the sleeve and can be driven away, Part C is discontinued.

Entry: "Discontinued" without entering any points; **TSB:** ng
All points earned previously in the trial are retained.

4.) Conclusion of Levels 1 and 2:

When instructed to do so, the handler proceeds at a normal pace to the dog and, with a command, puts the dog into the basic position and takes the stick from the helper. The method and manner in which the helper is disarmed is optional. The helper is not to raise his arms. After the disarming, the handler and dog take the basic position beside the helper. Following instructions from the handler [to the helper], a side transport to the judge of about 20 paces follows. During the reporting out to the judge, the dog is to sit off-lead between the handler and the helper.

Incorrect, amount other things is:

- Dog isn't obedient as the handler approaches
- Dog does not take the basic position
- Dog is held by the collar

13. Defense of an Attack out of the Guarding Phase [Reattack]

Trial Level:	3
Maximum Points for Defense:	20
Stick Hits:	yes

1.) Permitted Commands

“Out” (“Aus”)

2.) Execution, Level 3

After a guarding period of about 5 seconds, at the judge’s direction, the helper attempts an attack on the dog. The dog must defend itself [against the attack] by immediately biting and is to endure stick hits and the pressure of the drive by the helper. Once the dog has bitten, it receives two stick hits with a distinct pause between them. No negative reaction should be exhibited.

At the judge’s command, the helper stops the fight. The dog must release immediately or at a single “Out” command.

3.) Performance Requirement for the Reattack

The dog must forcibly counteract the attack by immediately biting energetically. It must show itself unaffected during the pressure phase with a full, strong and above all consistent bite during the complete fighting action. When the fighting action is discontinued, the dog must release immediately or on a single out command and closely guard the helper.

Incorrect, among other things, is:

- encouraging commands during the defense exercise
- unsure when going in for the bite
- chewy bite
- shows itself to be affected in the pressure phase
- inattentive during the guarding phase
- rebites or molests the helper during the guarding phase

If the dog doesn’t withstand the pressure by the helper, comes off the sleeve and can be driven away, Part C is discontinued.

Entry: “Discontinued” without entering any points; **TSB:** ng
All points earned previously in the trial are retained.

4.) Conclusion, Level 3

When instructed to do so, the handler proceeds at a normal pace to the dog and, with a command, puts the dog into the basic position and takes the stick from the helper. The method and manner in which the helper is disarmed is optional. The helper is not to raise his arms. After the disarming, the handler and dog take the basic position beside the helper. Following instructions from the handler [to the helper], a side transport to the judge of about 20 paces follows. During the reporting out to the judge, the dog is to sit off-lead between the handler and the helper.

Incorrect, amount other things is:

- Dog isn’t obedient as the handler approaches
- Dog does not take the basic position
- Dog is held by the collar

14. Additional Stipulations for the Out

The helper stands still at the judge’s command

The dog must immediately release.

A single “Out” command is permitted (without deduction).

The handler gives the **first command for the “Out” independently within a reasonable amount of time. The two additional commands are given at the judge’s command.**

When giving the “Out” command, the handler must stand calmly and may not move toward the dog.

The dog must guard the helper.

However, the dog can also release on its own. The “Out” command therefore does not necessarily have to be given. However, in this case, if the dog does not immediately let go and the handler delays in giving the command, this is considered incorrect.

Between the defense exercises, a **five (5) second guarding phase** is to be shown. The time period is valid from the moment the dog outs. If the dog doesn’t release, the helper may not continue independently.

The dog must release at the latest with the third “Out” command (maximum deduction of 9 points).

If the dog doesn’t release after the third “Out” command, Part C is terminated.

Entry: “Disqualified because of disobedience”; **TSB:** a line.
All points previously awarded in other parts are retained.

Additionally, protection work is terminated if the dog is uncontrollable and bites the helper somewhere other than on the protection bite sleeve. (also in the blind).

Entry: “Disqualified because of disobedience”; **TSB:** a line
All points previously awarded in other parts are retained.

If the dog’s name is used, it will be pointed as an additional command.

If the dog receives the handler help command of “Down” (“Platz”), the exercises will be rated as “Unsatisfactory” (“Mangelhaft”).

Using the word “Down” (“Platz”) to keep the dog with the helper signifies termination of protection work.

Entry: “Terminated”; **TSB:** ng
All points previously earned in other parts are retained.

If the dog will release only because of physical intervention by the handler, protection work will be terminated.

Entry: “Disqualification because of disobedience”; **TSB:** a line
All points awarded previously in the trial are deleted.

The following points are applicable only for the “Out”. Other incorrect behavior of the dog is evaluated according to the normal scoring system.

	Maximum Point Deductions for all Trial Degrees and Fighting Phases					
1st command, immediate out	0.0					
1st command, slow to very slow out		0.5 to 3.0				
2nd command (1st additional command), outs immediately			3.0			
2nd command (first additional command), slow to very slow out				3.5 to 6.0		
3rd command (2nd additional command), outs immediately					6.0	
3rd command (second additional command), slow to very slow out						6.5 to 9.0

15. Disarming

The method and manner in which the helper is disarmed is optional for the handler. Disarming occurs without the helper raising his arms. The handler is only to take the stick.

16. Side Transports

The side transport is shown at all trial levels with the dog heeling off-lead. It isn't necessary for the protection sleeve to be switched from the left arm to the right arm. However, it is important to observe that the side transport to the judge begins with the basic position. Every exercise begins with a basic position and ends with a basic position.

17. Evaluating the Nature and Character [of the dog]

Rating Criteria:

- | | |
|---|----------|
| a) Drive (Triebveranlagung) | T |
| b) Self-Confidence (Selbstsicherheit) | S |
| c) Toughness, Resilience (Belastbarkeit) | B |

Requirements for a pronounced TSB:

1. Sense of physical power (sense of physical strength)
2. Sense of psychological strength
 - a) inner confidence and fearlessness
 - b) urge to dominate
 - c) hardness

The TSB rating of the dog is dependent on the drive behavior of the dog, on its ability to handle threat and [its] hardness and in its obedience.

The following TSB ratings are given:

a) Ausgeprägt -- “a” = Pronounced

Self-confident, intense, determined and confidently biting and holding on tightly; no negative reaction to stick hits, closely and attentively watching in hold and guard phases.

Minor variations from the above statements under certain circumstances still allow for an "a" rating!

b) Vorhanden – “vh” = Sufficient or Present

For example, [the dog exhibits] limitations in self-confidence, in determination, in the bite and behavior under the stick hits or in the guarding phases.

1) Nicht genügend – “ng” = Insufficient

Deficient in self-confidence, strong limitations with regard to hardness and disinterest in the helper.

If the dog leaves the Helper before the judge orders the Handler to approach the dog, protection is terminated.

If the dog receives an “insufficient” [nicht genügend, ng] in the TSB-rating, it cannot pass protection.

18. Scoring

a) General

Vorzüglich (V)	Sehr Gut (SG)	Gut (G)	Befriedigend (B)	Mangelhaft (M)
100 – 96	95 – 90	89 -- 80	79 -- 70	69 -- 0

Part C is passed with the rating of “Befriedigend” (Sufficient, 70 - 79 points). However, in order to continue to the next higher trial level, a minimum rating of “Gut” (Good, minimum of 80 points) is required.

The number of points awarded is to be announced immediately. At the direction of the judge, before the score is announced and before giving the critique, dogs at all trial levels are to be put on-lead. After the critique, the handler leaves the field with the dog on-lead. The dog must continue to show obedient behavior [while leaving the field].

The individual exercises are to be discussed only according to the rating. Individual points for each exercise are not to be announced.

b) Influencing Factors for the Evaluation

Influencing factors for evaluating Part C are:

- Well-balanced drive characteristics,
- Solid nerve,
- Self-confidence,
- Toughness, resilience,
- Natural, controlled aggression behavior,
- Willingness, responsiveness,
- Physically and psychological make-up of the helper.

c) Biting Behavior

Possible bite variations:

- Energetic (hard), full and calm bite,
- Not totally full, but energetic and calm bite,
- Shallow, frontal bite,
- Hectic and nervous bite
- Unstable bite
- Weak bite with little energy.

A dog that improves its bite in the pressure phase [drive], or on the basis of awkward behavior by the helper, is to be evaluated absolutely positively.

d) Guarding Phases

Intensely, tightly and confidently guards.

Dog's Behavior	Maximum Exercise Rating
Lacks intensity and/or annoys the helper	Very Good (SG)
Strongly lacking in intensity and/or strongly bothers the helper	Good (G)
Doesn't guard, but stays with the helper; no active guarding (avoiding)	Sufficient (B)
Leaves the helper, is commanded to remain with the helper	Part C is terminated

e) Responsiveness, Obedience

The obedience of our dogs is exhibited in happily presented willingness to please, by optimum controlled drive behavior.

Dogs with uncontrolled drive behavior, for example,

- don't come to the handler on the call-out on the hold and bark,
- when the handler approaches the dog, it won't come to heel, but rather avoids the handler,
- in the transports, the dog forges or is not under control,
- is not calm in the basic position or on the down,
- ignores the handler and his/her commands. The dog is very self-willed and performs only because of strong influence [by the handler].

These faults must correspondingly cause deductions in the overall rating.

19. Rating Table

HNZ*	Unsatisfactory (M)	Satisfactory (B)	Good (G)	Very Good (SG)	Excellent (V)
5	0.0 -- 3.0	3.5	4	4.5	5.0
10	0.0 -- 6.5	7.0 -- 7.5	8.0 -- 8.5	9.0 -- 9.5	10.0
15	0.0 -- 10.0	10.5 -- 11.5	12.0 -- 13.0	13.5 -- 14.0	14.5 -- 15.0
20	0.0 -- 13.5	14.0 -- 15.5	16.0 -- 17.5	18.0 -- 19.0	19.5 -- 20.0
30	0.0 -- 20.5	21.0 -- 23.5	24.0 -- 26.5	27.0 -- 28.5	29.0 -- 30.0
35	0.0 -- 24.0	24.5 -- 27.5	28.0 -- 31.0	31.5 -- 32.5	33.0 -- 35.0